

economy

Gross domestic product

\$1,562

million in 2010 prices

0.7%

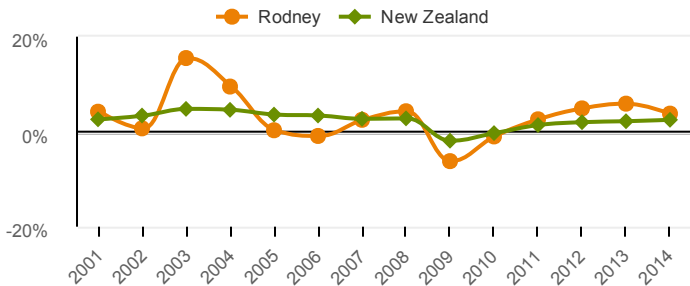
of national total

Economic growth Annual average % change

	2014	Last 10 years
RODNEY	3.8%	1.6%
NEW ZEALAND	2.5%	1.8%

Economic growth

GDP growth



labour market

Total employment

17,315

Filled Jobs

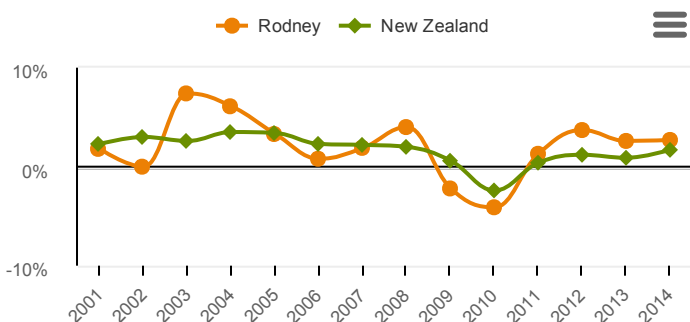
0.8%

of national total

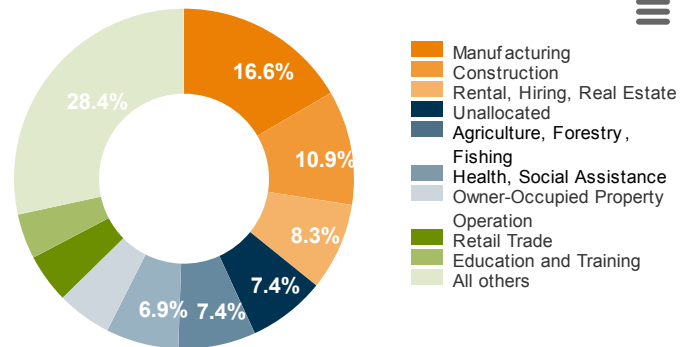
Employment growth Annual average % change

	2014	Last 10 years
RODNEY	2.7%	1.4%
NEW ZEALAND	1.7%	1.2%

Employment growth



Industry proportion of GDP



Biggest contributors to economic growth 2004-2014

Health Care and Social Assistance	\$48
Financial and Insurance Services	\$30
Construction	\$24
Retail Trade	\$21
Professional, Scientific and Technical Services	\$19
All other industries	\$81
Total increase in GDP (\$m)	\$225

business units

No. of business units

8,849

Business units

1.7%

of national total

Growth in business units Annual average % change

	2014	Last 10 years
RODNEY	1.7%	1.3%
NEW ZEALAND	2.3%	1.4%

Growth in business units:

Growth in business units in Rodney and New Zealand

