

economy

Gross domestic product

\$4,160

million in 2010 prices

2.0%

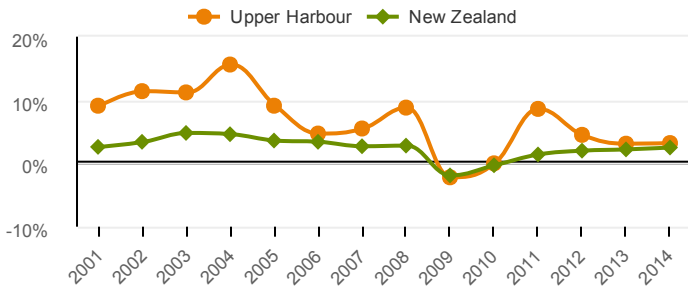
of national total

Economic growth Annual average % change

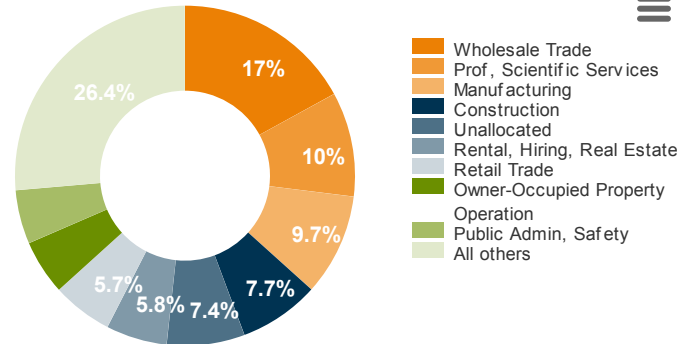
	2014	Last 10 years
UPPER HARBOUR	3.2%	4.5%
NEW ZEALAND	2.5%	1.8%

Economic growth

GDP growth



Industry proportion of GDP



Biggest contributors to economic growth 2004-2014

Wholesale Trade	\$236
Professional, Scientific and Technical Services	\$157
Retail Trade	\$127
Health Care and Social Assistance	\$109
Rental, Hiring and Real Estate Services	\$105
All other industries	\$742
Total increase in GDP (\$m)	\$1,476

labour market

Total employment

45,240

Filled Jobs

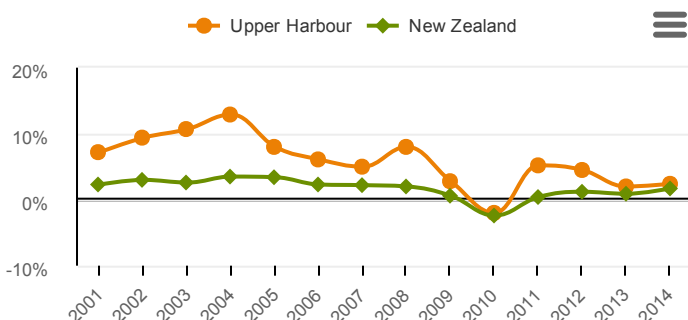
2.0%

of national total

Employment growth Annual average % change

	2014	Last 10 years
UPPER HARBOUR	2.4%	4.2%
NEW ZEALAND	1.7%	1.2%

Employment growth



business units

No. of business units

9,242

Business units

1.8%

of national total

Growth in business units Annual average % change

	2014	Last 10 years
UPPER HARBOUR	5.2%	4.7%
NEW ZEALAND	2.3%	1.4%

Growth in business units:

Growth in business units in Upper Harbour and New Zealand

